

Email:arizmrcog@gmail.com WhatsApp:00447587302192

ARIZ EXAMS MRCOG 1 ONLINE COURSE
And Information about Part 1 from RCOG
ARIZ EXAMS MRCOG 1 ONLINE COURSE
FOR July 2020

By Dr. Aisha MRCOG, MRCPI, MD, MSc CTSI (Research)

Total sessions:30

Starts on: 23 February 2020 Ends on 30 June 30,2020.

Duration of each session 3-4 hours

Success rate 85-90%

All basic sciences covered for MRCOG 1 according to the new Curriculum of RCOG since July 2019

Complex concepts are explained in a simple manner.

All subjects are covered with images ,tables and charts as they are frequently used to test basic concepts.

Clinical conditions/journals and EBM are covered in detail as RCOG recommends .

Past papers 2015-2020 covered with discussion of hot topics. 2xFull mock exams

Topic wise quizzes, Relevant SBAs will be covered - Access to recorded sessions till next day exam in July 2020.

Recalls discussed

Fee=450 US Dollars

Contact: arizmrcog@gmail.com

WhatsApp number: 00447587302192

Session	Date	Subject
1		Genetics
2		Embryology
3		Anatomy
4		Physiology
5		Endocrinology
6		Pathology
7		Pharmacology
8		Microbiology and immunology
9		Biochemistry
10		Biostatistics
11		Biophysics-data interpretation
12		Management of OB/GYN clinical conditions
13		Intrapartum care
14		Ethics
15		Mock exam

Fee=\$450 US Dollars

Contact: arizmrcog@gmail.com

An introduction to MRCOG 1.

Everything you need to know about the Part 1

FAQ's:

<https://www.rcog.org.uk/en/careers-training/mrcog-exams/part-1-mrcog/faqs/>

Part 1 MRCOG examination

Candidates are eligible to enter for the Part 1 exam when they have obtained their medical degree. However, candidates are advised to attempt the exam only after they have had some grounding in postgraduate obstetrics and gynaecology.

How to submit your eligibility application

1. Compose a new email with the subject: "**Part 1 Eligibility Assessment Application [insert your College number]**"

2. Attach the completed eligibility application form.

3. Attach your medical degree or registration certificate. This can be:

A scan or photo of your original primary medical degree certificate
OR

A scan or photo of your medical registration certificate, provided it states your primary medical degree and university

4. Send your email to **Part1eligibility@rcog.org.uk**

<https://www.rcog.org.uk/en/careers-training/mrcog-exams/part-1-mrcog/booking-part-1-mrcog-exam/>

Make sure your application is complete

Please allow up to **4 weeks** for your Part 1 Eligibility application to be processed.

MRCOG. Part 1 MRCOG: February 2020 exam

Booking applications for this exam are now open for candidates with eligibility approved.

Exam dates

Eligibility applications should be emailed with the correct documentation to Part1eligibility@rcog.org.uk.

Exam: Monday 6 July 2020

Eligibility deadline: **4pm** (UK time) on **Thursday 5 March 2020**

Exam: 25 January 2021

Eligibility deadline: **4pm** (UK time) on **Thursday 27 August 2020**

Applications

- Eligibility applications are open. See [How to book the Part 1 exam](#) for details.
- [Booking applications](#) are [now open](#) for candidates with eligibility approved.
- Eligibility deadline for this exam: Thursday 26 September 2019 at 4pm (UK time)
- Booking applications close: Thursday 24 October 2019 at 4pm (UK time)

<https://www.rcog.org.uk/en/careers-training/mrcog-exams/part-1-mrcog/booking-part-1-mrcog-exam/>

Venues

UK and Republic of Ireland

London, Manchester, Glasgow, Belfast

International venues

Bangladesh, Egypt, Hong Kong, India* (Kolkata, Mumbai), Jordan, Malaysia, Pakistan (Karachi), Saudi Arabia (Riyadh), Sri Lanka, Sudan, UAE (Dubai), West Indies (Jamaica)

How do I apply to sit the Part 1 MRCOG?

Applying for the Part 1 MRCOG exam is a 2-stage process: eligibility and booking.

You must first have your eligibility application processed and approved, before you can book your exam place online.

For full details about applying for eligibility, see **[How to book the Part 1 MRCOG exam](#)**.

<https://www.rcog.org.uk/en/careers-training/mrcog-exams/part-1-mrcog/booking-part-1-mrcog-exam?source=part1main>

Resit candidates are already eligible and can proceed directly to **booking**.

Who should I make my payment to?

If you're applying for the Part 1 MRCOG for the first time or resitting, you'll be able to pay online.

Online payment is made when you book your place on the exam, after confirming you are eligible to sit the exam.

What can I provide as proof of my primary medical degree?

- An original or an attested photocopy of your primary medical degree certificate
- An original or an attested photocopy of your medical registration certificate, provided it states your primary medical degree and university

How do I attest my supporting documents?

To correctly attest the copy of your primary medical degree/medical registration certificate:

1. Photocopy your original degree/medical registration certificate
2. Take the photocopy and the original certificate to **one** of the following acceptable signatories:

- A Fellow or Member of the RCOG (he or she must quote their College registration number with the signature)
- The British Embassy, the British High Commission or the British Council
- Your own Embassy (if you are overseas at the time of application)
- The University or hospital that issued the certificate
- A solicitor or public notary

3. Ask the signatory to sign/stamp the photocopy to confirm that it is a true copy of the original document. The signature/stamp must be clearly legible and in English. RCOG Fellows and Members must include their College registration number.

4. Upload the signed/stamped photocopy, with the signature/stamp **in ink**, in the application form to the address given below. Please note: photocopied signatures/stamps are not valid and will not be accepted.

I have sat the Part 1 MRCOG before – do I need to send my medical degree certificate to you again to resit the exam?

No. Resit candidates are already eligible to book the exam. We need to see your degree certificate or attested copy once only.

How do I get my entrance ticket?

Your entrance ticket will be emailed to you approximately 4 weeks before your exam. You will need to print out your entrance ticket and bring it with you to the exam, together with photographic identification.

Can I postpone/withdraw/transfer my exam?

The regulations state that candidates who withdraw their application for a particular exam after the closing date, or who fail to appear, shall forfeit the exam fee. This means the College can't refund your entry fee after an exam's closing date and your candidature for the exam will remain. If you fail to attend the exam, your entry will not be counted as an attempt.

In certain prescribed circumstances, the College does consider refunding the entry fee. If you wish to apply for this, please do so in writing (hard copy, not email or fax) to the Part 1 MRCOG Secretary at the RCOG, enclosing documentary evidence to support your circumstances. Applications for refunds must be submitted within 1 month of the exam.

How many times can I attempt the Part 1 MRCOG?

Candidates intending to be entered on to the UK Specialist Register, now or in the future, are permitted no more than 6 attempts at the Part 1 MRCOG. There is no limit on attempts for candidates not wishing to enter the UK Specialist Register. Candidates wishing to apply for the Part 1 MRCOG who have failed on 6 or more previous occasions need to provide supporting documentation from their Head of School outlining the exceptional reasons for permitting a further attempt at the exam.

Is there a time limit between passing the Part 1 MRCOG and passing the Part 2 MRCOG?

No, but the College does require you to have **attempted** the Part 2 at least once within 7 years of passing the Part 1. You do not have to pass the Part 2 within 7 years, but if you do not even attempt it you will have to pass the Part 1 again. For more information, read the regulations on exam currency and number of attempts.

Can I obtain a certificate for passing the Part 1 MRCOG?

No. As the MRCOG is a three-part exam, certificates are only issued on completion of Part 3. Please **retain your Part 1 pass letter** as this is the only certification you'll receive.

Please don't use 'Part 1 MRCOG' on letterheads, business cards, nameplates etc.

What to bring

When attending the examination you must bring:

1. **Entrance ticket**
2. **Photographic identification** that must include your name (e.g. passport, hospital identification badge)

Candidates require **only** their entrance ticket and photo ID. Pencils, paper and all examination material will be provided.

Not allowed in the examination hall: ink bottles, textbooks, papers, calculators, pocket computers or similar items.

No smoking is allowed and no smoking devices are permitted.

Identification

All RCOG examinations operate a policy of "no ID, no entry".

SBA general instructions

Guidance on answering single best answer questions (SBAs)

Answer sheets

The questions are marked by a computerised document reading machine.

You must only use the HB grade pencil provided for completing all parts of the answer sheets.

Pens must not be used for any part of the examination.

Bold, dark marks that completely fill each lozenge are required.

Faint lines will not be read by the document reading machine.

You may erase any pencil mark by using the eraser provided.

The answer sheet must not be folded, creased or torn.

Please print your name as stated on your entrance ticket at the top of the answer sheet, write your **candidate number** (not your desk number) in the boxes provided, and **black out** the lozenges corresponding to your candidate number. See the following example:

Surname (Family Name)	WILLIAMS	Candidate Number			
Other Name(s)	PETER JOHN	1	9	4	0
		0	0	0	0
		1	1	1	1
		2	2	2	2
		3	3	3	3
		4	4	4	4
		5	5	5	5
		6	6	6	6
		7	7	7	7
		8	8	8	8
		9	9	9	9

At the end of the examination, please insert the completed answer sheet inside the front cover of the question book.

Front cover: On the front cover of each question book, please print your name in the boxes provided and then sign your name in the space marked 'signature'. Your candidate number must be written in the four squares provided.

Answering the questions

The answer sheet is numbered 1-100 and against each number there are five lozenges labelled from A to E.

Each question in the question booklet will consist of a lead-in question, and then a list of five options (labelled A to E).

Indicate your judgment of each particular question by **boldly** blacking out the letter that corresponds to the single best answer in the option list.

Candidates may mark their responses in the question book and then transfer these to the answer sheet.

Please be aware that this will take longer, and all transfers **must** be done fully **within** the time allowed for the examination.

The option list will nearly always be in alphabetical or numerical order for ease of reference; if not, they will be in the most appropriate order for quick reference.

The most important element of the format is that you must select the single answer that best fits. You may feel that there are several possible answers, but you must choose only the most likely one from the option list.

Specimen answer sheet

A portion of a completed answer sheet may look like this:

1	<input checked="" type="radio"/>	<input type="radio"/>	<input type="radio"/>	<input type="radio"/>	<input type="radio"/>
2	<input type="radio"/>	<input type="radio"/>	<input checked="" type="radio"/>	<input type="radio"/>	<input type="radio"/>
3	<input type="radio"/>	<input checked="" type="radio"/>	<input type="radio"/>	<input type="radio"/>	<input type="radio"/>
4	<input type="radio"/>	<input type="radio"/>	<input type="radio"/>	<input checked="" type="radio"/>	<input type="radio"/>
5	<input checked="" type="radio"/>	<input type="radio"/>	<input type="radio"/>	<input type="radio"/>	<input type="radio"/>

Marking

Incorrect answers are **not** penalised.

It is in your best interests to ensure that for each of the 100 answers, one lozenge is filled in by the end of the examination.

If you mark two or more boxes on the same question, no mark will be awarded, even if one of the answers you choose is the correct one.

Please ensure you clearly and fully erase any mistakes.

Specimen SBA question and answer

A 24-year-old presents at 27 weeks into her second pregnancy feeling unwell, with backache, fever and rigors. She has a temperature of 39.5°C. Urinalysis shows leucocytes and protein +++. Her blood pressure is 80/50.

What is the most appropriate initial management?

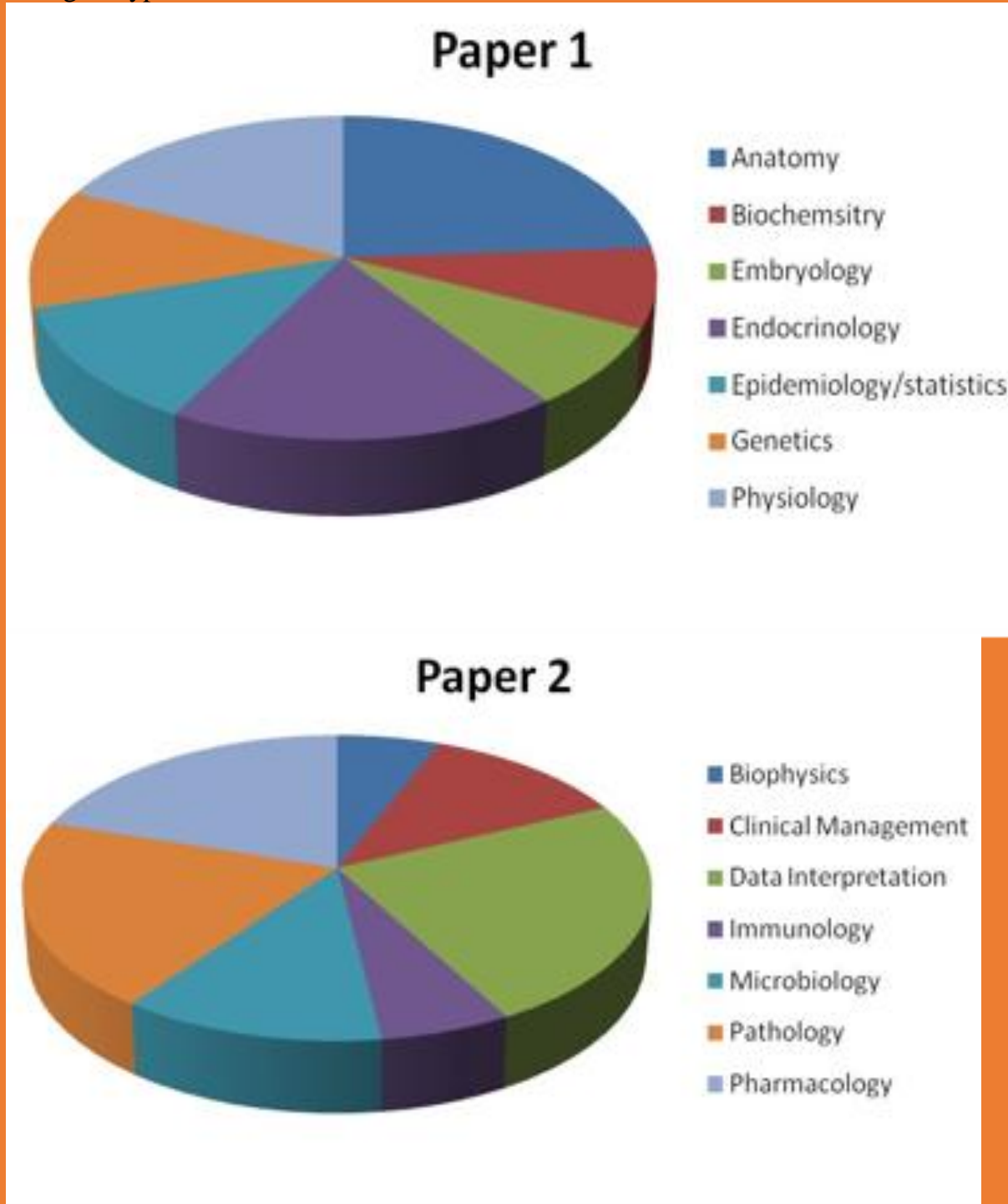
- A. Admit to ICU/HDU for intravenous antibiotics and supportive care
- B. Arrange ultrasound of renal tract
- C. Commence 7-day course of oral antibiotics
- D. Give intramuscular steroids to promote fetal lung maturity
- E. Make referral for physicians to review

Correct answer: A

Divison of marks

Each SBA will count for the same number of marks, and each paper will contribute the same proportion of marks to the overall total.

The distribution of marks across the two papers by subject domain varies from sitting to sitting. A typical distribution is shown below.



Format of the Part 1 MRCOG exam, including number of papers and question types

The Part 1 MRCOG consists of a written examination. Candidates must pass Part 1 MRCOG before taking Part 2 MRCOG.

Written exam

There are two written papers, each consisting of 100 single best answer questions (SBAs). Each paper counts for the same amount of marks (i.e. paper 1 counts for 50% of the overall mark, and paper 2 also counts for 50% of the overall mark). There is no minimum score required for each paper and the outcome is determined only by a candidate's overall (combined) mark.

Timetable

SBA paper 1

- **Duration:** 2.5 hours (150 minutes)
- **Number of questions:** 100 SBAs

Lunch break (approximately 1 hour)

SBA paper 2

- **Duration:** 2.5 hours (150 minutes)
- **Number of questions:** 100 SBAs

Exam Resources

Part 1 MRCOG: recommended reading

Basic Sciences for Obstetrics and Gynaecology (5th ed)

British National Formulary

Clinical Gynecologic Endocrinology and Infertility (7th ed)

Clinical Pharmacology and Therapeutics: Lecture Notes (9th ed)

Essential Medical Genetics (6th edition)

Ganong's Review of Medical Physiology (24th ed)

Harper's Illustrated Biochemistry (28th ed)

Larsen's Human Embryology (4th ed)

Last's Anatomy – Regional and Applied (12th ed)

Medical Microbiology (7th ed)

MRCOG Part One: Your essential revision guide

Revision Notes for the MRCOG Part 1 (Oxford Specialty Training: Revision Texts)

Robbins Basic Pathology (8th ed)

SBA's for the Part 1 MRCOG

- Andrew Sizer, Neil Chapman
- ISBN: 978-1906985585
- Published by Cambridge University Press, in partnership with the RCOG: [purchase from the Cambridge website](#)

Statistics at Square 1 (9th Ed)

TOG

The Obstetrician & Gynaecologist contains high-quality peer-reviewed articles on obstetrics and gynaecology that aim to inform your clinical practice. Using TOG questions will help you assess your knowledge and improve your learning experience as you prepare for your exams.

Green-top Guidelines

Our Green-top Guidelines are a practical resource for all exam candidates. The Part 1 MRCOG Committee, which is responsible for setting the exam questions, uses the Green-top Guidelines as a reference point when writing the papers, so revising the guidelines will help you understand what the exam questions require of you.

How to prepare for exam ?

An introduction to Ariz Exams courses .

Overview-This course is designed for candidates planning to sit the Part 1 MRCOG examination. The course includes general advice about preparing for and taking the exam, comprehensive coverage of the Part 1 MRCOG syllabus and practice SBA sessions. You will also have the opportunity to do three Mock Exams during the course.

Learning Objectives-Become familiar with the part 1MRCOG syllabus and exam structure. Revise the key areas of the Part 1 MRCOG syllabus .Practice large number of typical exam questions .Become confident with the various types and formats of the exam questions. It offers a comprehensive course of lectures, given by experts in their field and covering all components of the exam.

ARIZ EXAMS MRCO1 ONLINE COURSE FOR July 2020 and Jan 2021

By Dr.Aisha Rizwan and Dr.Neem Baker

Comprehensive course for MRCOG -1 candidates. They are equally good for fresh and repeat candidates. RCOG's recommended syllabus is followed. We have included many illustrations ,tables, figures and videos as you will see such images in many questions during your exam.

Durations: 1 month crash course for repeaters, 3 months and 5 months courses for all students.

Premium features

Live sessions

All basic sciences ,clinical guidelines and data interpretation are included.

Topic oriented tests are taken

Mock Exams are conducted

Access to recorded sessions till next day of your exam in July 2020










Active study room on FB and telegram.

Twice weekly sessions (2-3 hours duration each)

Fee -\$450 USD

85 % success rate.

MRCOG Part 1 / MRCPI OG Part 1

	https://arizexams.com/
	ARIZ EXAMS
	https://chat.whatsapp.com/FWs42esnW9eJ0WnKvEJLzn
	https://t.me/joinchat/la3pGxCs7EVqwJ20XiyBfw
	@ariz_exams
	Arizexams
	arizmrcog@gmail.com
	https://www.youtube.com/channel/UCaJA-Vr0t2PhdTacgm2Tz7A
	GoToMeeting used for online lectures

Contact :arizmrcog@gmail.com

Practical advice on passing MRCOG 1 in first attempt .

Learn your basics.

We have made schedule in different phases of preparation;

We will guide you as to what should be done 4 months before exam ?

What to do 4 weeks before exam ?

Last minute revisions.

A sample lecture 7 Feb 2020 Link for meeting will be posted on www.arizexams.com/blog

For booking email:arizmrcog@gmail.com